

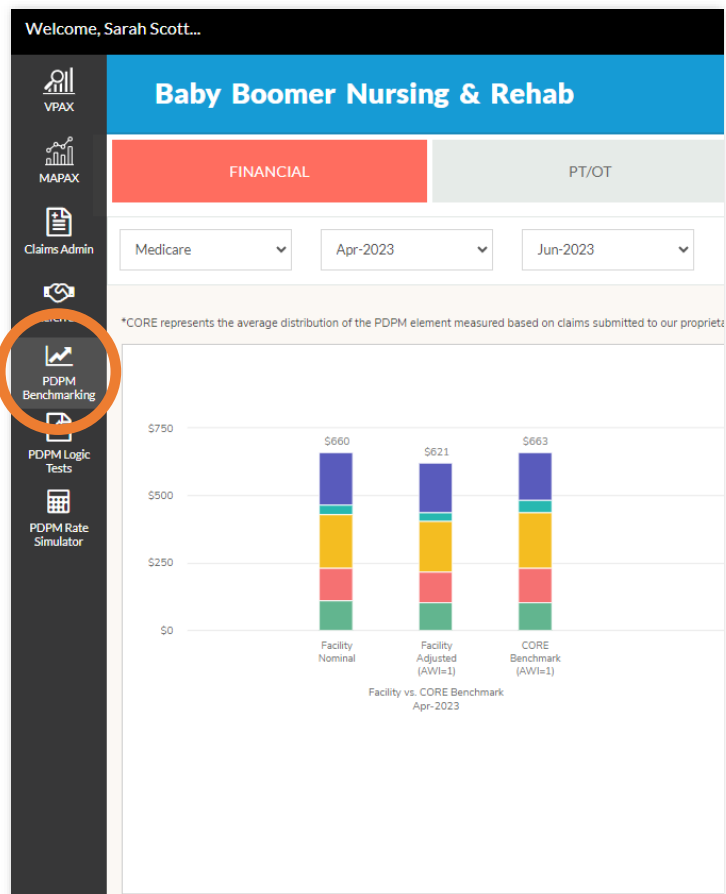
## Accessing the SALT Report in CORE Analytics

### A note about the SALT Report:

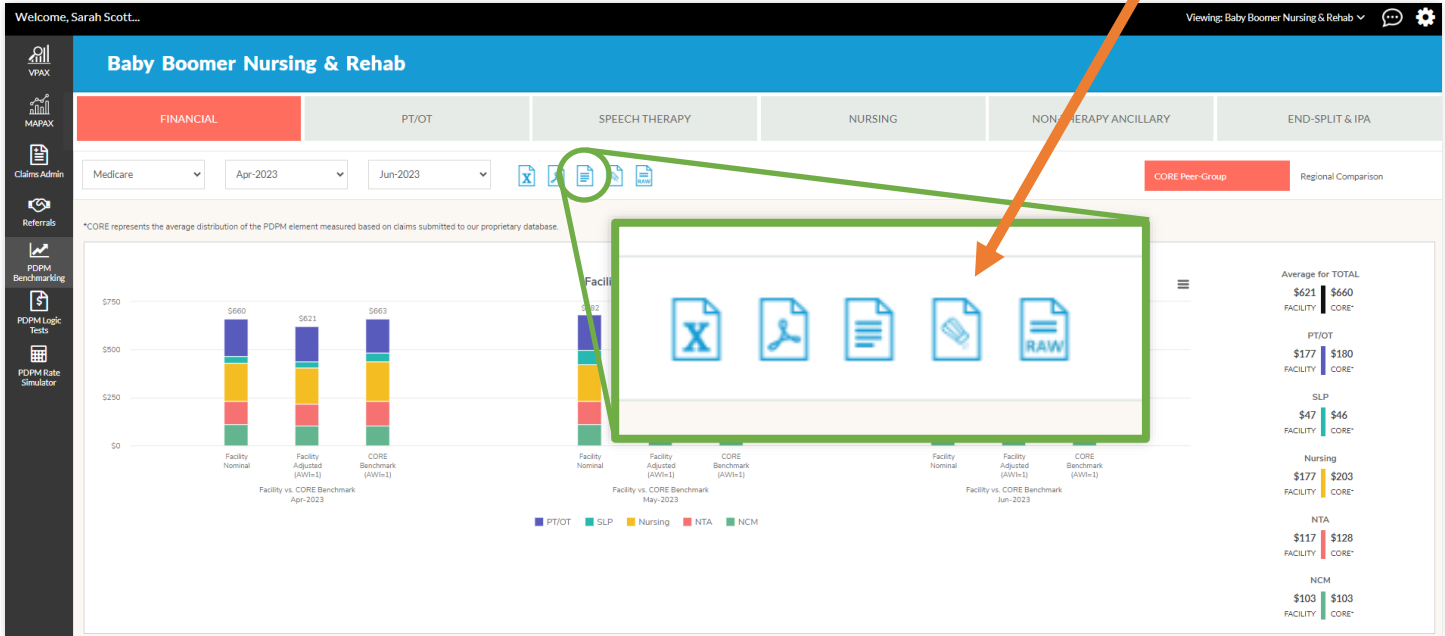
The SALT (Statistical Analysis of Likely Targets) Report summarizes facility or corporation specific data for Medicare services that may be at higher risk for improper payments. **SALT scores do not necessarily indicate “good” or “bad”, but rather point out potential audit or review targets.**

The intent of this report is to identify claims that are most likely to result in ADR based on published audit targets and our own anecdotal experience. Percentiles at or above the 80th percentile for any target areas, or at or below the 20th percentile for areas at risk for undercoding, indicate that the facility or corporation may be at a higher risk for improper payments. The greater the variance from the national percentile, the greater consideration should be given to that target area. We recommend that the facility or corporation conduct routine internal and external (third-party) compliance audits to ensure accurate capture and reimbursement.

1. Navigate to the **PDPM Benchmarking** tab on the left side of the screen.



2. On the PDPM Benchmarking page, there are a few icons. The SALT Report is the 4<sup>th</sup> icon from the left with **the saltshaker icon**. Click icon.



*NOTE: If you hover over the icons, the report name will appear.*

3. **Select desired date range** and then click **“Export Report”**.

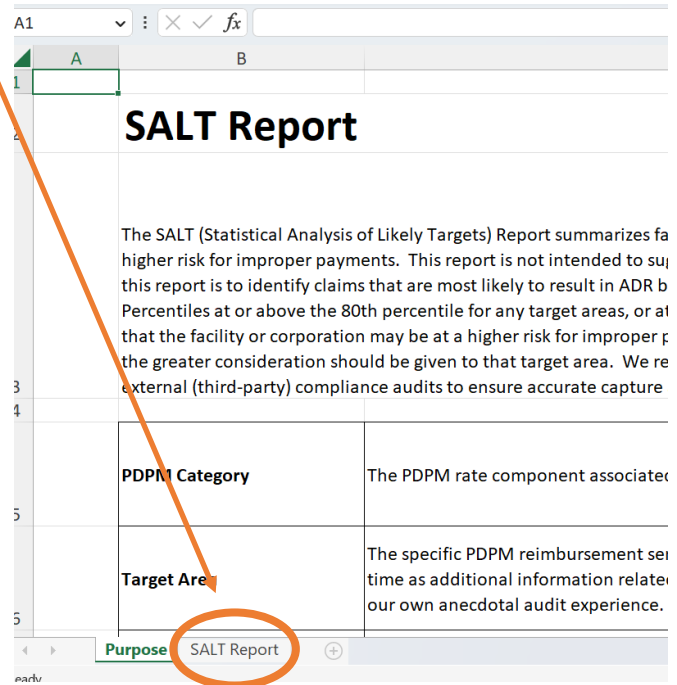
This will download the excel report export to your computer.

Contact [support@zcoreanalytics.com](mailto:support@zcoreanalytics.com) with any questions.

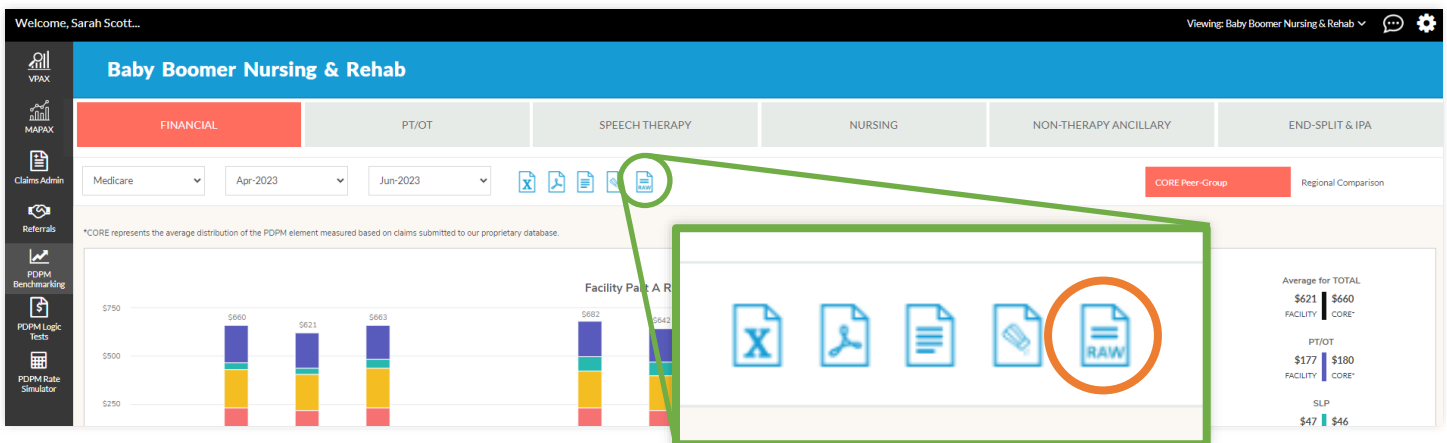
## 4. Click the 'SALT Report' sheet to view your SALT report

NOTE: The first sheet of the downloaded Excel SALT Report summarizes the report and explains the functionality.

\*\*\*NOTE: Claims need to be uploaded in CORE to see your SALT report current through the month billed. Please ensure your claims are loaded monthly into CORE.



BONUS: The SALT Report can be used in conjunction with the **Raw Data Report** (see 5<sup>th</sup> icon below). Once you have identified categories at risk for review using the SALT Report, the Raw Data Report can filter a list of residents within those categories.



Contact [support@zcoreanalytics.com](mailto:support@zcoreanalytics.com) with any questions.